

How to get to iReady using Student SSO



Additional Links

- Retrieve User ID**
Click here if you have forgotten your user id
- Reset Password**
Click here if you have forgotten your password
- System Check**
Click here to run a system check

Login

Username


Password

Log In


Click on <https://my.hcsb.k12.fl.us> icon. It has an 'H'. Student logs in using SSO username and password.

SSO username: **firstname.lastname**
(Up to 18 characters only. A list of SSOs was emailed through Principal's icon.)

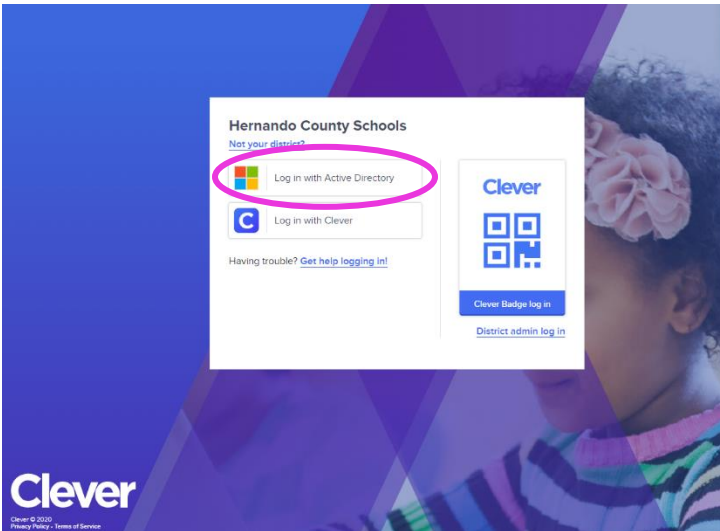
Password: **Capital, first letter of lastname+student number**
(See SSO handout on email.)



If student does not see the icon he/she needs, click on **APPLICATIONS**.



All these icons are available under **APPLICATIONS**. Click on iReady.



The Clever site will open. Click on **LOG IN WITH ACTIVE DIRECTORY**.



Sign in with your organizational account


Sign in

Complete using your student email and password. *The iReady site will immediately open after signing in.*

Email:

firstname.lastname@hernandoschools.org

Password: **Capital, first letter of lastname+student number**



This is what the Clever Student Page looks like.